

_ Technical Specifications .....	3
----------------------------------	---

## **KNOWLEDGE**

---

_ Knowledge of the Valencian language by areas of linguistic predominance .....	6
_ Knowledge of the Valencian language in each region .....	7
_ Knowledge of the Valencian language by age and sex .....	9
_ Knowledge of the Valencian language by place of birth .....	10
_ Knowledge of the Valencian language by the time spent living in the Valencian Community .....	11
_ Knowledge of the Valencian language by the level of studies .....	12
_ Knowledge of the Valencian language by the main activity .....	13
_ Knowledge of the Valencian language according to social class .....	14
_ Knowledge of the Valencian language by the labour situation .....	15
_ Knowledge of the Valencian language according to an ideological scale .....	17
_ Valencian learning .....	18

## **USE**

---

_ Use of the Valencian language in Valencian-speaking regions .....	20
---	----

## **FUTURE PERSPECTIVES**

---

_ Assessment of the Valencian language. Total Valencian Community .....	26
_ Assessment of the Valencian language usage in areas of linguistic predominance .....	27
_ Assessment of the Valencian language usage in Valencian-speaking regions .....	29

## 

---

_ What other languages does he/she know .....	31
_ Knowledge of other languages .....	32



**Distribution of samples:** Six regions are considered, and for each of them an independent sample is designed (five for Valencian speakers and one for Spanish speakers):

- Region of Alacant:** the Baix Vinalopó, the Alacantí, the Valls del Vinalopó, the Marina Baixa regions.
- Region of Alcoi-Gandia:** the Marina Alta, the Comtat, the Alcoià, the Vall d'Albaida, the Safor regions.
- Region of València city and metropolitan area:** València, the Horta Nord, the Horta Oest, the Horta Sud regions.
- Region of València:** the Ribera Baixa, the Ribera Alta, the Costera, the Camp de Túria, the Camp de Morvedre regions.
- Region of Castelló:** the Plana Baixa, the Plana Alta, the Alcalatén, the Alt Maestrat, the Baix Maestrat, the Ports regions.
- The region of Spanish speakers** is divided, in turn, into two subregions, Requena-Segorbe region, Orihuela region. The Alto Mijares, the Alto Palancia, the Rincón de Ademuz, the Serranos, the Hoya de Buñol, the Plana de Utiel-Requena, the Valle de Cofrentes-Ayora, the Canal de Navarrés, the Alto Vinalopó, the Vinalopó Medio and the Vega Baja regions.

>

**Universe:** Group of 15-year-old individuals and older, that live in the Valencian Community according to the 2014 local register.

**Statistic error margin:** The size of the sample enables us to work within the statistic error margin of +/-1.2% for the balanced group and of +/-3% for each region.

**Confidence interval:** 95.5 %

**Stratification of samples:** For age and sex quotas, and according to four population strata:

From 15 to 24 years

From 25 to 34 years

From 35 to 44 years

From 45 to 54 years

From 55 to 64 years

From 65 and older.

Municipalities of less than 10,000 inhabitants

Municipalities from 10,001 to 25,000 inhabitants

Municipalities from 25,001 to 100,000 inhabitants

Municipalities of more than 100,000 inhabitants

**Selection of the last unit of the sampling:** It has been selected by means of a system of random route complemented with a quota system that reflects the age and sex distribution for each region.

**Execution of work:** May - November 2015.

**Field work:** SIGMA DOS, SL.

**Size of the sample:** 6,691 personal interviews, distributed by regions:

Region of Alacant 1,124

Region of Alcoi-Gandia 1,112

Region of València 1,112

Region of Castelló 1,111

Region of València city and metropolitan area 1,120

Region of Spanish speakers: Region of Requena-Segorbe and Region of Orihuela 1,112

Data source: *Survey of Knowledge and Social Use of Valencian Language*. Servei d'Estudis i Planificació (SEP). Subdirecció General de Política Lingüística i Gestió del Multilingüisme. Direcció General de Política Lingüística i Gestió del Multilingüisme. Conselleria d'Educació, Investigació, Cultura i Esport.

## KNOWLEDGE

_ Knowledge of the Valencian language by areas of linguistic predominance .....	6
_ Knowledge of the Valencian language in each region .....	7
_ Knowledge of the Valencian language by age and sex .....	9
_ Knowledge of the Valencian language by place of birth .....	10
_ Knowledge of the Valencian language by the time spent living in the Valencian Community .....	11
_ Knowledge of the Valencian language by the level of studies .....	12
_ Knowledge of the Valencian language by the main activity .....	13
_ Knowledge of the Valencian language according to social class .....	14
_ Knowledge of the Valencian language by the labour situation .....	15
_ Knowledge of the Valencian language according to an ideological scale .....	17
_ Valencian learning .....	18



## KNOWLEDGE OF THE VALENCIAN LANGUAGE BY AREAS OF LINGUISTIC PREDOMINANCE

	TOTAL	Valencian speaking area	Spanish speaking area
<b>Understand (%)</b>			
Nothing	6.2	3.6	23.3
A little	21.4	18.7	39.4
Quite good	28.3	28.3	28.3
Perfectly	44.1	49.3	9.0
Dk/Na/Ref	-	0.1	-
<b>Can speak (%)</b>			
Nothing	21.7	16.7	54.8
A little	27.3	26.8	30.5
Quite good	17.9	19.0	10.7
Perfectly	33.0	37.4	4.0
Dk/Na/Ref	0.1	0.2	-
<b>Can read (%)</b>			
Nothing	20.1	16.2	45.9
A little	27.0	26.5	30.1
Quite good	24.9	25.8	19.1
Perfectly	28.0	31.4	4.9
Dk/Na/Ref	-	0.1	-
<b>Can write (%)</b>			
Nothing	40.3	36.2	67.8
A little	24.9	25.5	20.8
Quite good	14.5	15.5	8.1
Perfectly	20.2	22.8	3.3
Dk/Na/Ref	-	-	-



KNOWLEDGE

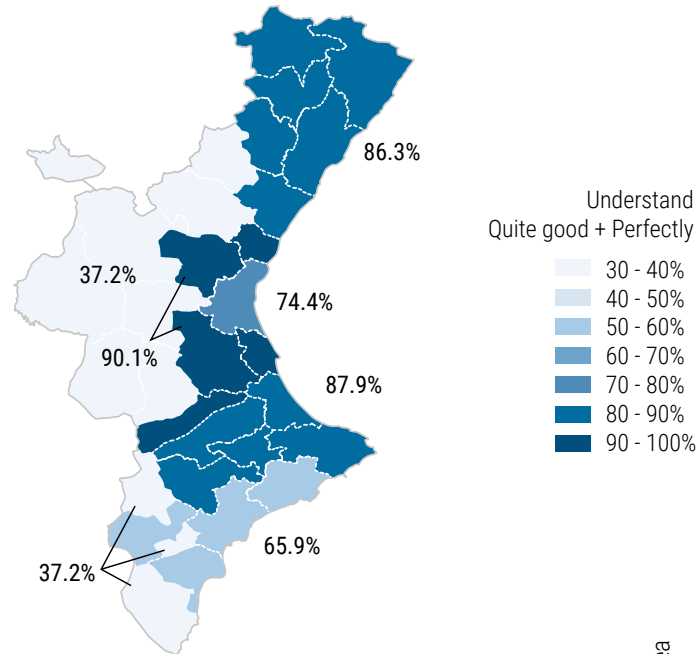
USE

FUTURE PERSPECTIVES

index

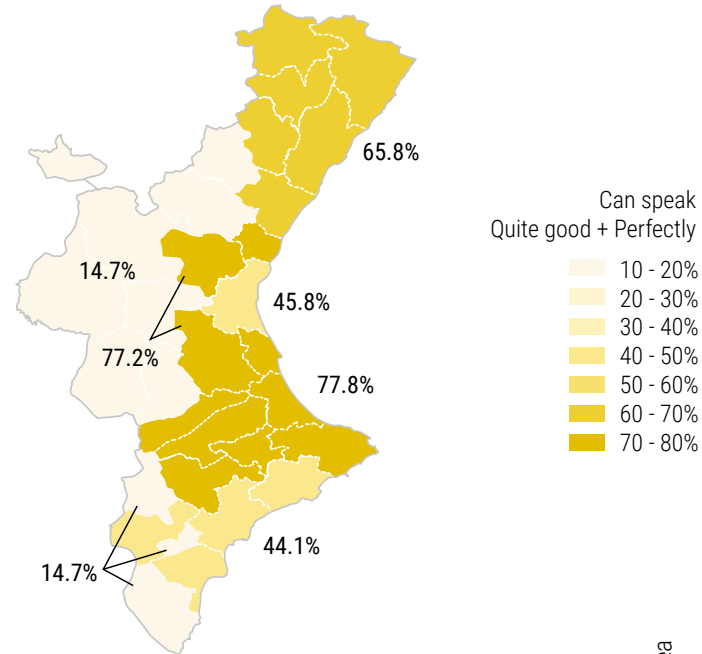
## KNOWLEDGE OF THE VALENCIAN LANGUAGE IN EACH REGION

### Understand



<b>Understand (%)</b>	Region of Alacant	Region of Alcoi-Gandia	Region of València	Region of Castelló	València city and its metropolitan area
Nothing	3.6	2.2	2.7	3.9	4.4
A little	30.4	9.7	7.1	9.8	21.2
Quite good	32.7	20.0	21.3	21.6	33.3
Perfectly	33.2	67.9	68.8	64.7	41.2
Dk/Na/Ref	0.1	0.2	0.1	-	-

### Can speak



<b>Can speak (%)</b>	Region of Alacant	Region of Alcoi-Gandia	Region of València	Region of Castelló	València city and its metropolitan area
Nothing	15.3	10.1	9.0	15.0	23.8
A little	40.2	11.8	13.8	19.2	30.3
Quite good	20.7	19.3	18.4	13.6	19.7
Perfectly	23.4	58.6	58.7	52.2	26.1
Dk/Na/Ref	0.4	0.2	-	-	0.2

KNOWLEDGE

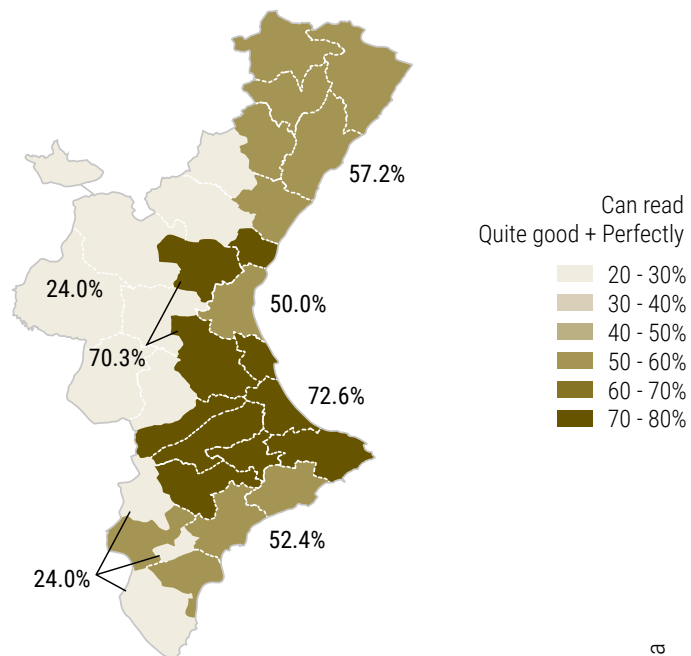
USE

FUTURE PERSPECTIVES

index

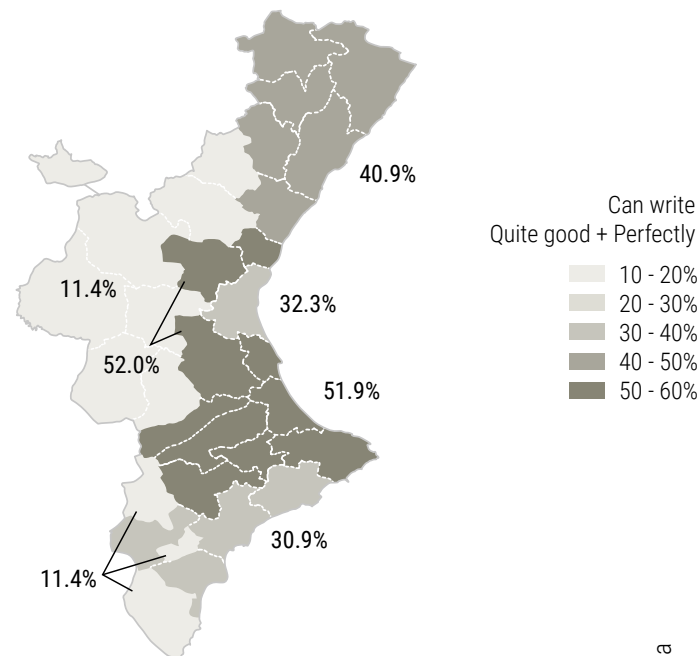
## KNOWLEDGE OF THE VALENCIAN LANGUAGE IN EACH REGION

### Can read



<b>Can read (%)</b>	Region of Alacant	Region of Alcoi-Gandia	Region of València	Region of Castelló	València city and its metropolitan area
Nothing	10.7	7.0	10.3	25.8	22.4
A little	36.9	20.3	19.1	17.1	27.5
Quite good	30.0	25.0	21.6	19.1	27.1
Perfectly	22.4	47.6	48.8	38.0	23.0
Dk/Na/Ref	0.1	0.1	0.2	-	-

### Can write



<b>Can write (%)</b>	Region of Alacant	Region of Alcoi-Gandia	Region of València	Region of Castelló	València city and its metropolitan area
Nothing	38.9	22.8	23.3	40.1	42.7
A little	30.2	25.2	24.5	18.9	25.0
Quite good	15.5	15.6	17.1	11.4	16.4
Perfectly	15.4	36.3	34.9	29.6	16.0
Dk/Na/Ref	-	0.1	0.2	-	-

KNOWLEDGE

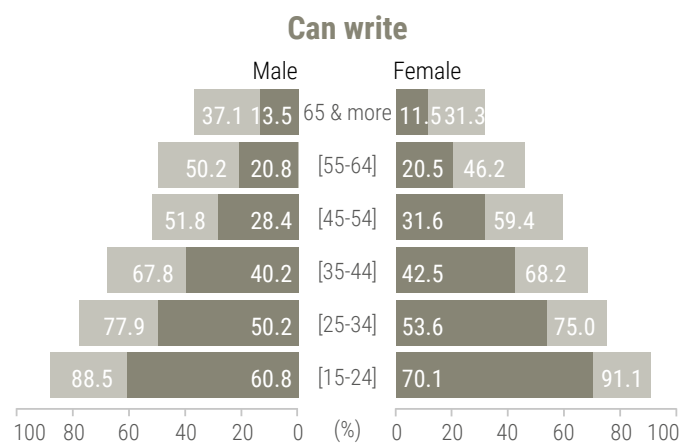
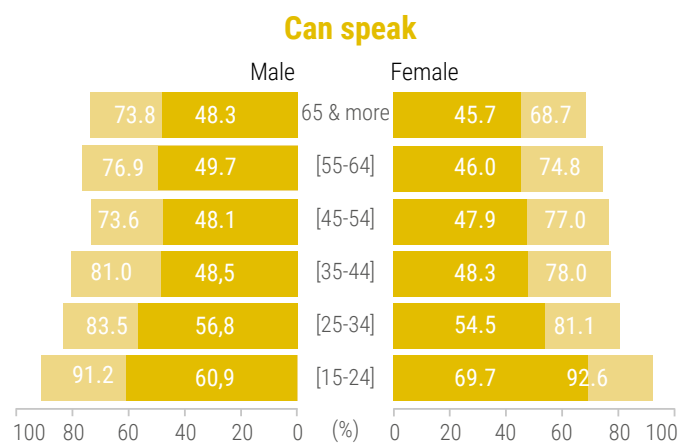
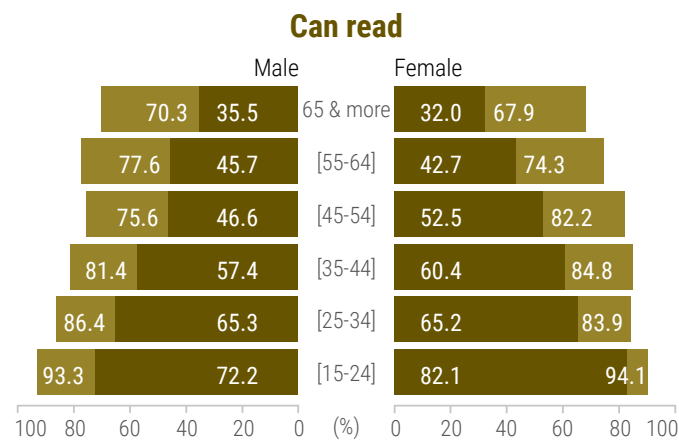
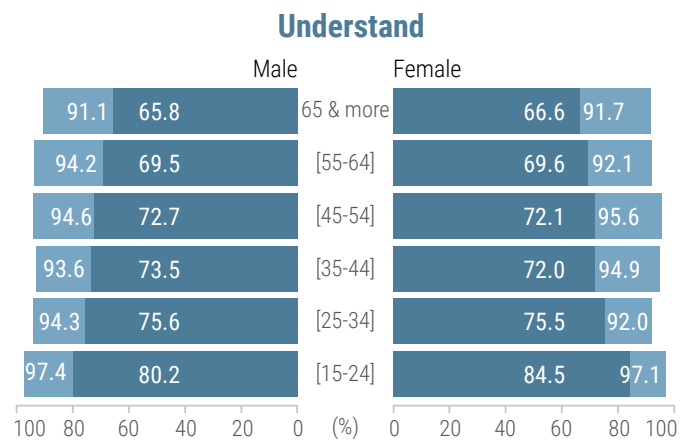
USE

FUTURE PERSPECTIVES

index



## KNOWLEDGE OF THE VALENCIAN LANGUAGE BY AGE AND SEX



A little + Quite good + Perfectly: Understand  
 Quite good + Perfectly: Understand

A little + Quite good + Perfectly: Can read  
 Quite good + Perfectly: Can read

KNOWLEDGE

USE

FUTURE PERSPECTIVES

index

## KNOWLEDGE OF THE VALENCIAN LANGUAGE BY PLACE OF BIRTH

	Valencian-speaking area, Balearic I./Catalonia	Spanish speaking area	Outside the Community
<b>Understand (%)</b>			
Nothing	0.5	11.2	15.8
A little	9.8	31.4	41.0
Quite good	28.1	31.8	26.9
Perfectly	61.6	25.7	16.2
Dk/Na/Ref	0.1	-	0.1
<b>Can speak (%)</b>			
Nothing	6.6	37.6	45.8
A little	20.2	34.6	38.7
Quite good	23.5	13.8	8.1
Perfectly	49.6	14.0	7.1
Dk/Na/Ref	0.1	-	0.3
<b>Can read (%)</b>			
Nothing	7.5	33.1	40.3
A little	20.5	32.8	37.9
Quite good	30.1	22.2	15.2
Perfectly	41.8	11.9	6.5
Dk/Na/Ref	0.1	-	0.1
<b>Can write (%)</b>			
Nothing	22.3	55.1	71.1
A little	27.3	25.4	19.6
Quite good	19.5	11.1	5.7
Perfectly	30.8	8.4	3.6
Dk/Na/Ref	0.1	-	0.1

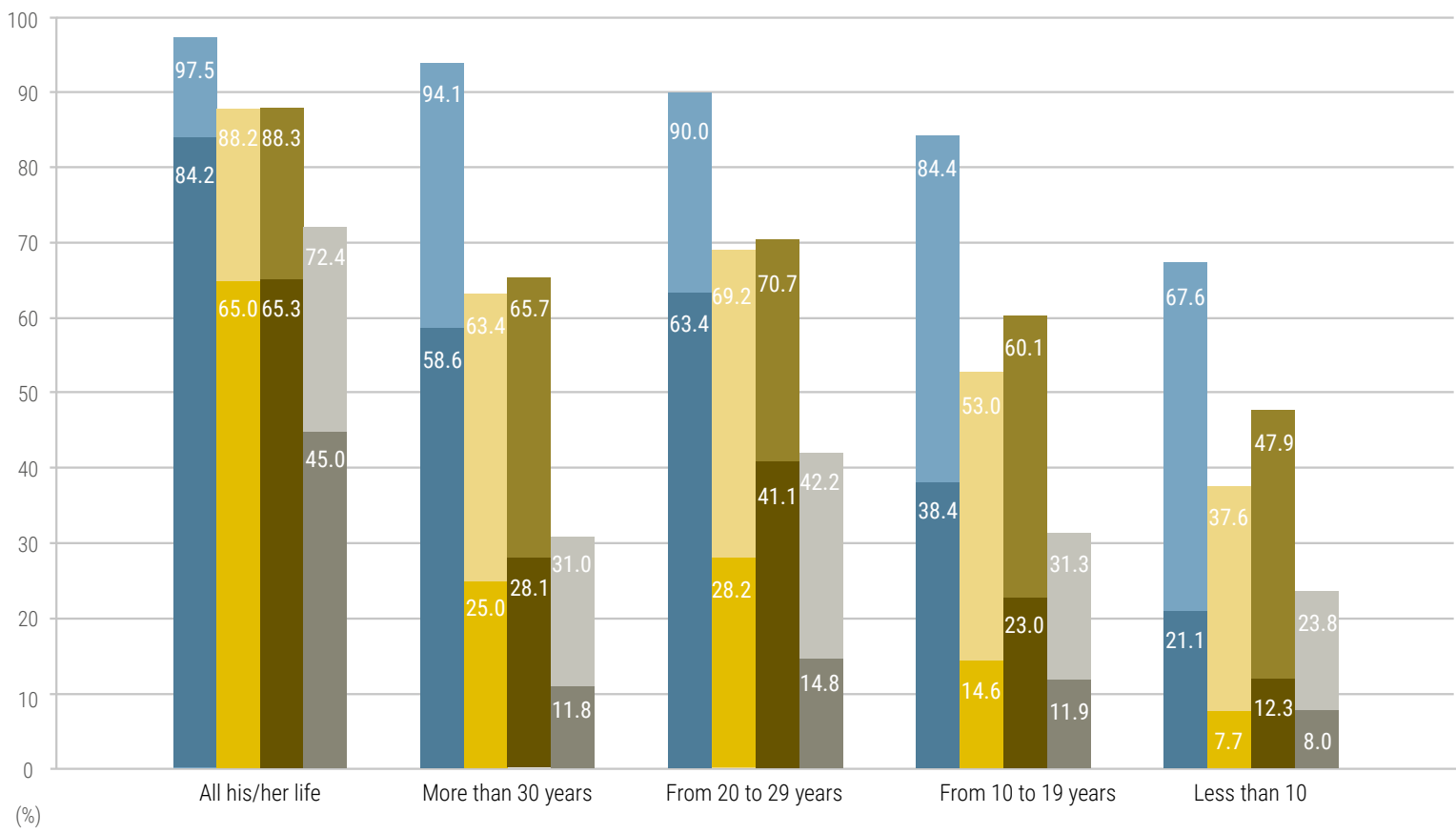
KNOWLEDGE

USE

FUTURE PERSPECTIVES

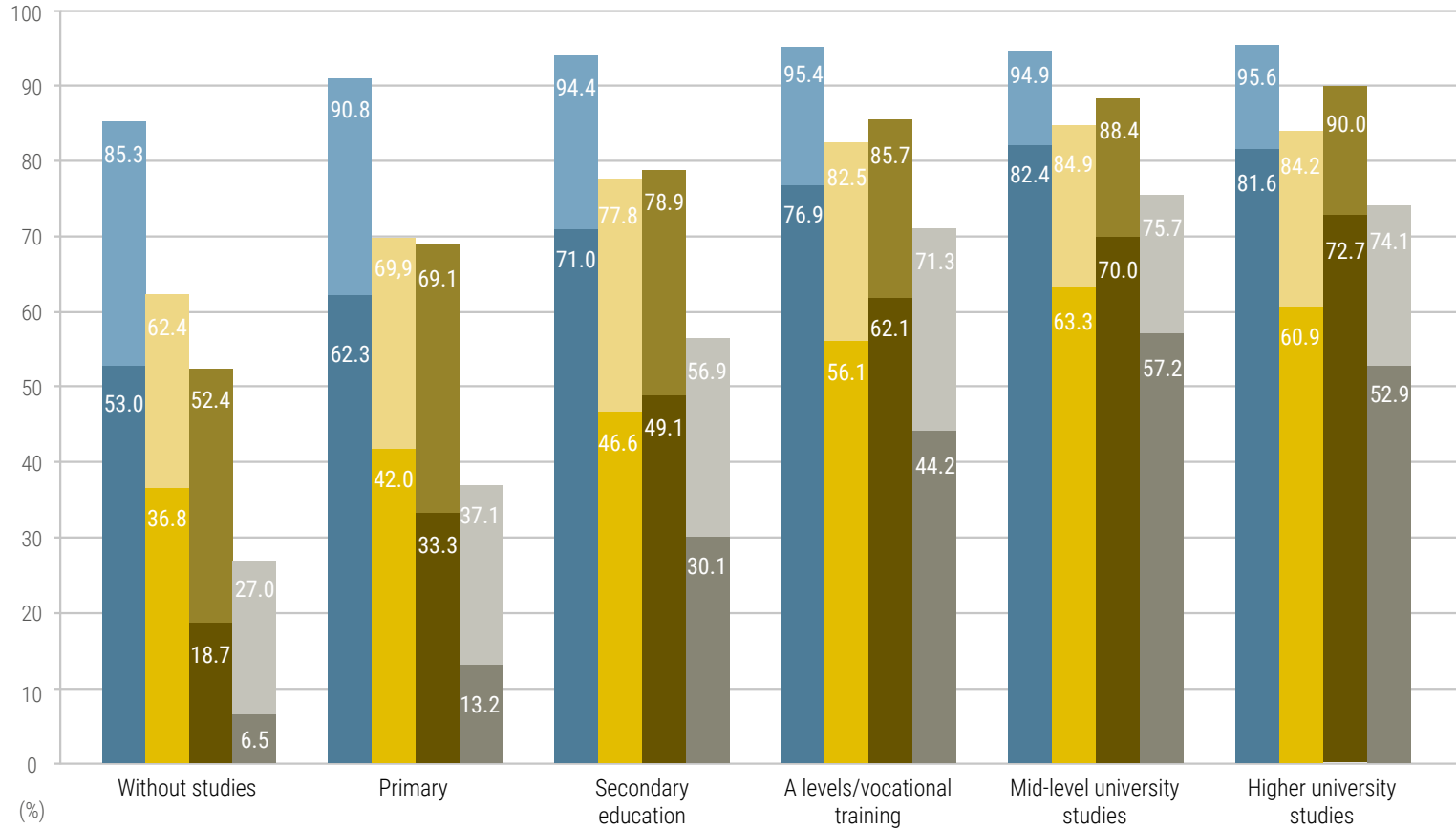
index

### KNOWLEDGE OF THE VALENCIAN LANGUAGE BY THE TIME SPENT LIVING IN THE VALENCIAN COMMUNITY



A little + Quite good + Perfectly: Understand (blue), Can speak (yellow), Can read (dark brown), Can write (grey)  
 Quite good + Perfectly: Understand (dark blue), Can speak (orange), Can read (brown), Can write (dark grey)

## KNOWLEDGE OF THE VALENCIAN LANGUAGE BY THE LEVEL OF STUDIES



A little + Quite good + Perfectly: Understand (blue), Can speak (yellow), Can read (dark brown), Can write (grey)  
 Quite good + Perfectly: Understand (dark blue), Can speak (orange), Can read (dark brown), Can write (grey)

KNOWLEDGE

USE

FUTURE PERSPECTIVES

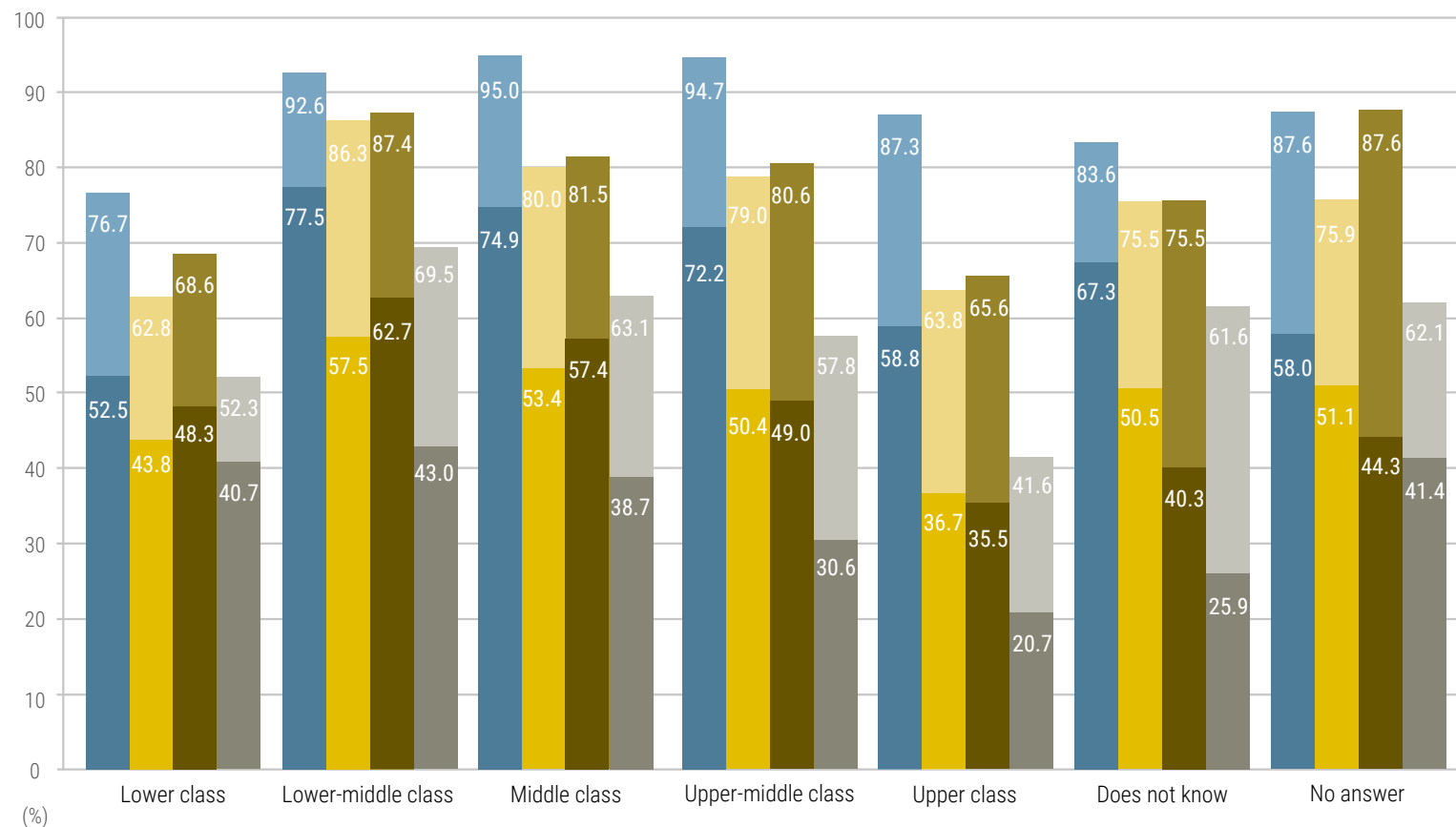
index

## KNOWLEDGE OF THE VALENCIAN LANGUAGE BY THE LABOUR SITUATION

	Agriculture/ Stockbreeding/Fishing	Industry/ Workshop	Building	Services*	Housewife	Student
<b>Understand (%)</b>						
Nothing	14.9	4.9	8.8	4.9	10.8	3.6
A little	21.4	20.7	24.4	21.6	27.1	12.5
Quite good	21.1	31.0	28.8	27.6	25.6	35.1
Perfectly	42.4	43.4	38.1	45.9	36.4	48.8
Dk/Na/Ref	0.2	-	-	-	0.1	-
<b>Can speak (%)</b>						
Nothing	28.6	21.2	25.4	20.7	32.8	8.8
A little	19.7	28.7	26.8	28.4	25.8	24.3
Quite good	16.9	18.2	16.9	17.2	13.7	27.4
Perfectly	34.8	31.7	30.8	33.4	27.6	39.5
Dk/Na/Ref	-	0.3	-	0.2	0.1	-
<b>Can read (%)</b>						
Nothing	32.3	22.0	25.9	17.6	32.9	7.0
A little	28.8	32.2	30.2	26.1	32.8	13.9
Quite good	16.5	23.0	24.8	25.0	20.5	37.4
Perfectly	22.2	22.8	19.2	31.3	13.7	41.7
Dk/Na/Ref	0.2	-	-	-	0.1	-
<b>Can write (%)</b>						
Nothing	54.7	46.8	52.4	37.4	59.7	10.4
A little	20.1	27.8	19.7	25.5	24.8	21.9
Quite good	10.6	11.6	13.6	14.4	7.1	31.4
Perfectly	14.6	13.7	14.3	22.7	8.2	36.3
Dk/Na/Ref	-	0.1	-	-	0.2	-

\*Services: commerce, public administration, hospitality, professional services/ counseling, other services.

## KNOWLEDGE OF VALENCIAN LANGUAGE ACCORDING TO SOCIAL CLASS



A little + Quite good + Perfectly: Understand (blue), Can speak (yellow), Can read (dark brown), Can write (grey)  
 Quite good + Perfectly: Understand (dark blue), Can speak (light yellow), Can read (dark brown), Can write (grey)

KNOWLEDGE

USE

FUTURE PERSPECTIVES

index

## KNOWLEDGE OF THE VALENCIAN LANGUAGE BY THE LABOUR SITUATION

	Businessman with empl.	Businessman without empl.	Member Coop. works	Steady wage earner	Temporary wage earner
<b>Understand (%)</b>					
Nothing	6.5	5.0	-	3.2	8.3
A little	15.6	17.2	40.8	19.5	21.0
Quite good	21.2	24.1	12.0	29.9	30.9
Perfectly	56.7	53.7	47.2	47.3	39.6
Dk/Na/Ref	-	-	-	0.1	0.1
<b>Can speak (%)</b>					
Nothing	17.4	16.8	6.2	18.0	21.2
A little	27.6	27.7	34.6	28.2	30.5
Quite good	13.8	14.5	12.0	19.7	19.1
Perfectly	41.2	41.0	47.2	33.9	29.3
Dk/Na/Ref	-	-	-	0.1	-
<b>Can read (%)</b>					
Nothing	13.8	16.1	11.3	14.5	19.3
A little	23.3	22.8	29.5	24.1	23.8
Quite good	21.2	22.7	12.0	27.2	27.8
Perfectly	41.7	38.4	47.2	34.1	29.0
Dk/Na/Ref	-	-	-	0.1	0.1
<b>Can write (%)</b>					
Nothing	32.0	28.2	29.5	30.0	32.9
A little	30.8	28.9	23.3	26.3	25.5
Quite good	8.1	14.8	34.6	18.5	18.2
Perfectly	29.1	28.1	12.6	25.2	23.3
Dk/Na/Ref	-	-	-	-	0.1

>

KNOWLEDGE

USE

FUTURE PERSPECTIVES

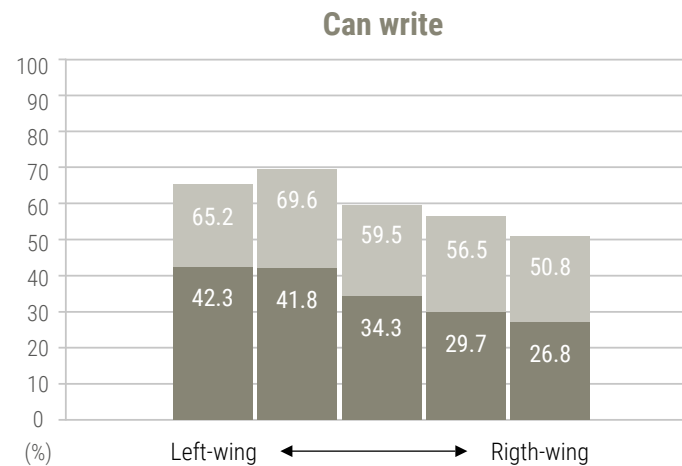
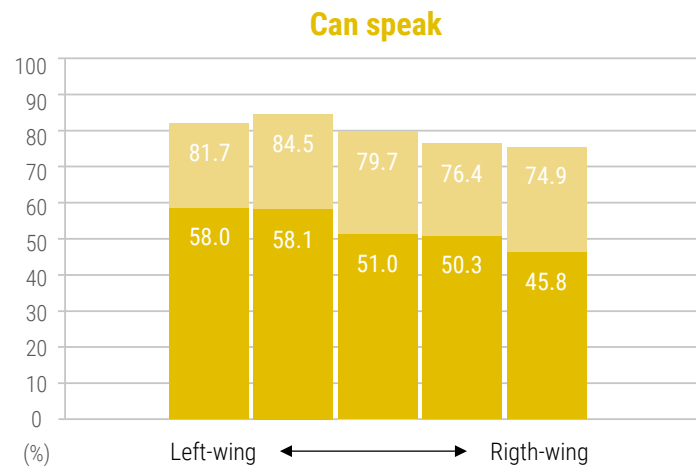
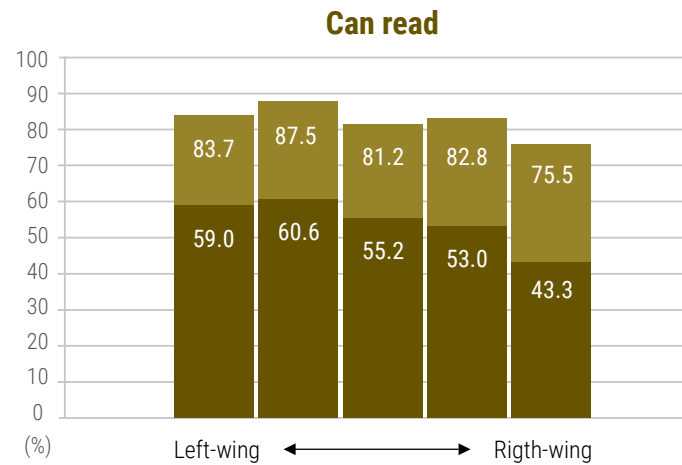
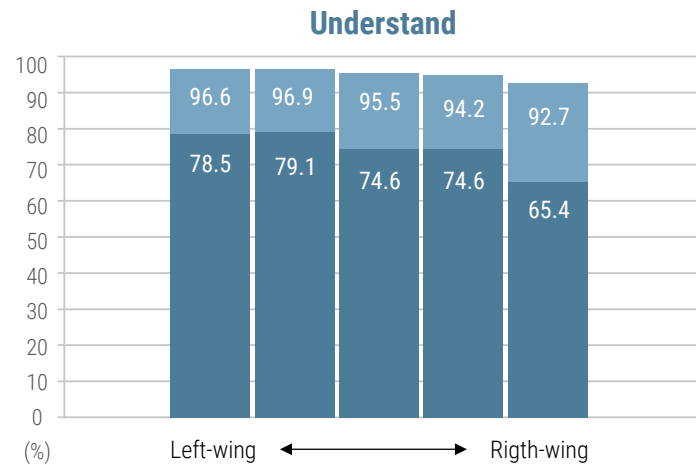
index

## KNOWLEDGE OF THE VALENCIAN LANGUAGE BY THE LABOUR SITUATION

	Worker without salary	Unemployed with unempl. benefit	Unemployed without unempl. benefit	Retired. Pensioner	Looks first job	Does not correspond
<b>Understand (%)</b>						
Nothing	-	5.0	6.9	7.9	0.8	8.0
A little	15.7	26.5	23.0	24.0	17.7	20.3
Quite good	25.1	28.2	29.4	25.1	30.0	30.1
Perfectly	59.2	40.3	40.6	43.0	51.5	41.6
Dk/Na/Ref	-	-	0.1	-	-	0.1
<b>Can speak (%)</b>						
Nothing	9.4	21.2	24.8	27.0	13.1	22.2
A little	29.3	32.0	28.6	24.4	22.8	25.1
Quite good	16.8	17.5	17.3	15.0	23.3	19.8
Perfectly	44.5	29.1	29.0	33.3	40.9	32.8
Dk/Na/Ref	-	0.3	0.1	0.3	-	0.1
<b>Can read (%)</b>						
Nothing	22.1	19.2	20.3	28.3	7.5	21.7
A little	26.8	31.2	28.8	34.1	22.6	24.1
Quite good	14.0	25.4	25.0	18.4	27.7	28.4
Perfectly	37.1	24.2	25.9	19.1	42.2	25.8
Dk/Na/Ref	-	-	0.1	-	-	0.1
<b>Can write (%)</b>						
Nothing	18.0	44.3	40.1	63.5	18.6	37.8
A little	35.6	25.6	27.6	20.5	24.4	23.4
Quite good	15.3	13.1	11.9	6.7	28.1	17.8
Perfectly	31.1	17.1	20.4	9.2	28.9	21.0
Dk/Na/Ref	-	-	0.1	-	-	0.1



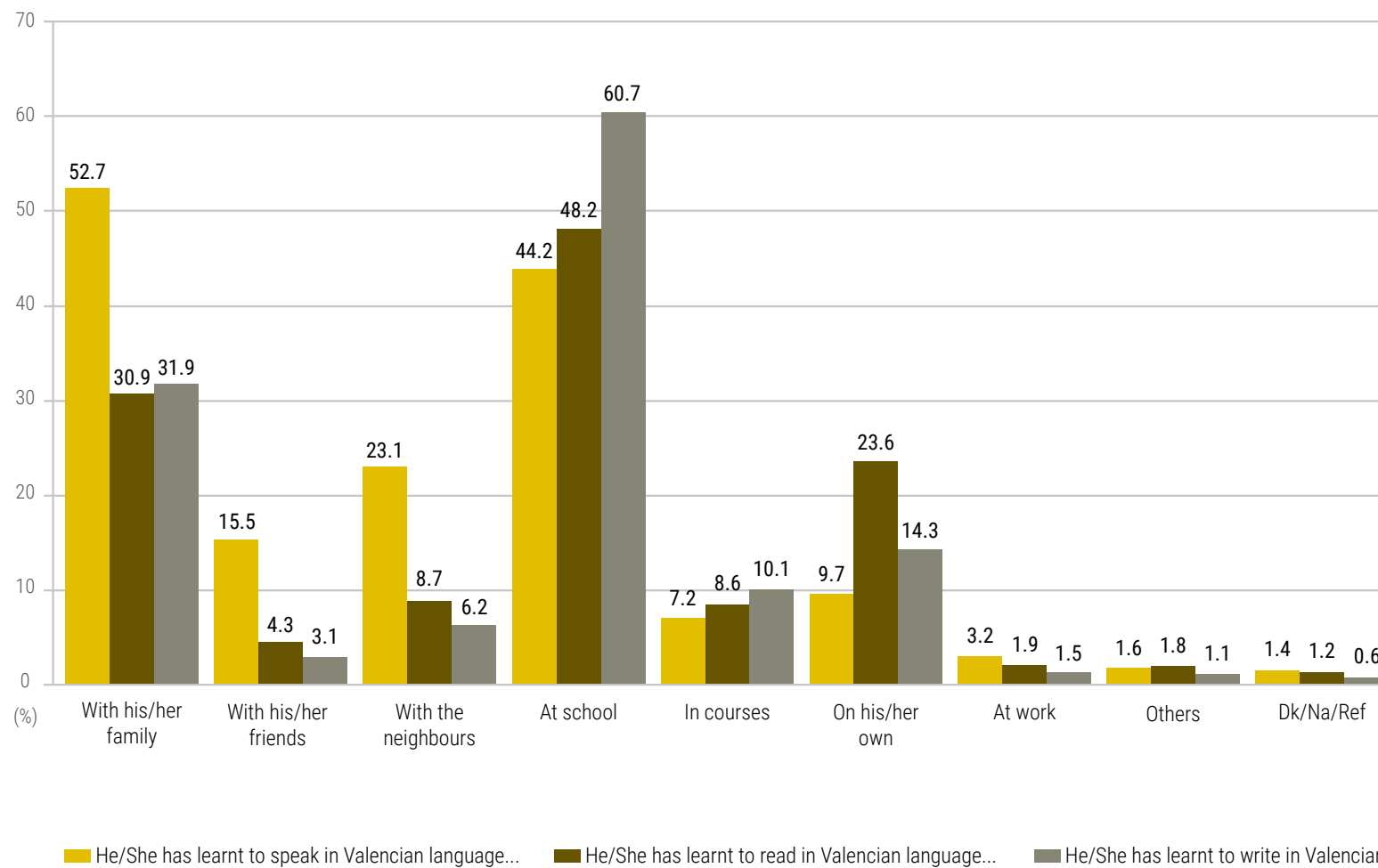
## KNOWLEDGE OF THE VALENCIAN LANGUAGE ACCORDING TO AN IDEOLOGICAL SCALE



A little + Quite good + Perfectly: Understand  
Quite good + Perfectly: Understand

A little + Quite good + Perfectly: Can read  
Quite good + Perfectly: Can read

## VALENCIAN LEARNING



KNOWLEDGE

USE

FUTURE PERSPECTIVES

index

## USE

_ Use of the Valencian language in Valencian-speaking regions .....	20
_ Language spoken at home .....	20
_ Language spoken with friends .....	20
_ Language spoken at traditional shops .....	21
_ Language spoken at shopping centres .....	21
_ Language spoken in the street with strangers .....	22
_ Language spoken at work in internal relationships .....	22
_ Language spoken at work in external relationships .....	23
_ Language used in the browser's main page .....	23
_ Language used in the electronic mail .....	24
_ Language used in social networks: forums, blogs, chats... ..	24

## USE OF THE VALENCIAN LANGUAGE IN VALENCIAN-SPEAKING REGIONS

	Valencian Speaking Area	Region of Alacant	Region of Alcoi-Gandia	València city and its metropolitan area	Region of València	Region of Castelló
<b>Language spoken at home (%)</b>						
Always Valencian language	23.5	7.7	46.2	13.0	51.2	30.9
Generally Valencian language	5.5	2.5	8.2	6.1	5.8	6.6
More Valencian than Spanish language	2.0	2.1	2.0	1.7	1.6	3.0
Either	9.3	8.1	10.1	11.1	7.4	7.8
More Spanish than Valencian language	2.8	2.6	1.5	4.4	1.7	1.0
Generally Spanish language	7.7	6.4	3.7	12.1	5.7	4.4
Always Spanish language	45.6	66.5	23.4	49.2	24.2	39.3
Another language	3.2	4.0	4.5	1.5	1.7	6.9
Dk/Na/Ref	0.4	-	0.4	0.8	0.6	0.1

	Valencian Speaking Area	Region of Alacant	Region of Alcoi-Gandia	València city and its metropolitan area	Region of València	Region of Castelló
<b>Language spoken with friends (%)</b>						
Always Valencian language	17.6	4.6	37.6	8.1	43.2	22.3
Generally Valencian language	7.3	3.0	10.3	7.7	9.9	8.8
More Valencian than Spanish language	3.2	2.7	4.5	3.0	3.0	3.8
Either	15.5	13.1	19.2	16.0	12.1	18.6
More Spanish than Valencian language	2.6	1.8	1.5	4.1	2.7	1.4
Generally Spanish language	8.5	7.4	4.2	12.6	6.2	5.9
Always Spanish language	43.3	65.0	20.7	46.7	21.7	36.4
Another language	1.7	2.3	2.1	0.9	0.9	2.7
Dk/Na/Ref	0.3	-	-	0.9	0.2	0.1

>

## USE OF THE VALENCIAN LANGUAGE IN VALENCIAN-SPEAKING REGIONS

	Valencian Speaking Area	Region of Alacant	Region of Alcoi-Gandia	València city and its metropolitan area	Region of València	Region of Castelló
<b>Language spoken at traditional shops (%)</b>						
Always Valencian language	17.7	4.6	38.3	6.0	44.6	26.7
Generally Valencian language	5.7	3.1	10.6	3.0	10.6	8.2
More Valencian than Spanish language	2.7	1.8	4.2	2.2	3.6	3.4
Either	13.1	9.9	19.0	14.7	9.2	13.9
More Spanish than Valencian language	2.8	2.0	1.6	4.7	2.1	1.4
Generally Spanish language	10.2	7.5	4.6	17.3	5.7	6.4
Always Spanish language	46.8	70.4	21.5	50.4	23.8	39.6
Another language	0.5	0.7	0.2	0.8	0.1	0.3
Dk/Na/Ref	0.3	-	-	0.8	0.3	0.1

	Valencian Speaking Area	Region of Alacant	Region of Alcoi-Gandia	València city and its metropolitan area	Region of València	Region of Castelló
<b>Language spoken at shopping centres (%)</b>						
Always Valencian language	10.0	1.9	20.1	4.0	24.6	17.1
Generally Valencian language	5.0	0.5	9.8	2.4	12.1	8.4
More Valencian than Spanish language	2.6	0.5	4.6	1.5	6.2	3.6
Either	12.9	4.5	24.3	13.1	13.4	17.4
More Spanish than Valencian language	3.2	2.3	4.0	4.2	3.5	1.3
Generally Spanish language	12.1	9.3	7.9	18.7	8.3	8.3
Always Spanish language	53.2	80.2	29.2	54.4	31.3	43.7
Another language	0.5	0.7	0.2	0.8	0.1	0.3
Dk/Na/Ref	0.4	0.1	-	0.9	0.4	0.1

>

## USE OF THE VALENCIAN LANGUAGE IN VALENCIAN-SPEAKING REGIONS

	Valencian Speaking Area	Region of Alacant	Region of Alcoi-Gandia	València city and its metropolitan area	Region of València	Region of Castelló
<b>Language spoken in the street with strangers (%)</b>						
Always Valencian language	11.7	3.0	26.0	4.6	28.2	16.1
Generally Valencian language	6.2	1.8	9.4	3.7	14.3	10.1
More Valencian than Spanish language	3.2	1.7	5.2	2.4	5.4	3.8
Either	16.5	12.2	29.0	15.8	15.6	16.0
More Spanish than Valencian language	3.5	2.5	1.5	5.8	2.9	1.5
Generally Spanish language	10.7	7.7	5.9	16.8	6.8	8.7
Always Spanish language	47.4	70.3	22.6	49.5	26.4	43.4
Another language	0.5	0.8	0.3	0.7	0.1	0.4
Dk/Na/Ref	0.3	-	-	0.7	0.2	0.1

	Valencian Speaking Area	Region of Alacant	Region of Alcoi-Gandia	València city and its metropolitan area	Region of València	Region of Castelló
<b>Language spoken at work in internal relationships (%)</b>						
Always Valencian language	11.1	2.3	25.4	4.5	28.3	12.3
Generally Valencian language	7.6	3.6	10.8	5.8	13.2	10.3
More Valencian than Spanish language	3.0	1.5	4.9	2.1	5.0	3.9
Either	21.5	17.2	29.9	22.7	16.9	24.2
More Spanish than Valencian language	3.1	2.8	2.0	4.8	2.7	1.1
Generally Spanish language	8.6	6.4	4.8	13.0	6.8	7.1
Always Spanish language	41.8	62.5	20.4	44.8	23.6	35.1
Another language	1.3	2.1	1.3	0.4	1.3	1.9
Dk/Na/Ref	0.7	1.3	0.4	0.8	-	0.3
Do not use	1.3	0.2	0.1	1.2	2.3	3.8

>

## USE OF THE VALENCIAN LANGUAGE IN VALENCIAN-SPEAKING REGIONS

	Valencian Speaking Area	Region of Alacant	Region of Alcoi-Gandia	València city and its metropolitan area	Region of València	Region of Castelló
<b>Language spoken at work in external relationships (%)</b>						
Always Valencian language	8.0	2.0	22.9	2.7	19.4	6.8
Generally Valencian language	7.0	2.3	10.3	5.5	13.1	10.1
More Valencian than Spanish language	3.0	1.5	5.7	2.0	4.4	4.5
Either	25.2	17.8	31.3	28.3	21.4	29.7
More Spanish than Valencian language	3.4	3.0	2.1	4.5	4.4	1.5
Generally Spanish language	8.9	8.4	4.7	12.8	5.7	7.5
Always Spanish language	38.9	60.0	19.9	40.9	22.4	29.9
Another language	1.4	2.9	1.7	0.2	1.1	1.7
Dk/Na/Ref	0.5	0.6	0.4	0.8	-	0.3
Do not use	3.5	1.6	1.0	2.1	8.0	8.0

18% of the population of the Valencian-speaking area say that writes in Valencian online. The following data are obtained from this 18%

	Valencian Speaking Area	Region of Alacant	Region of Alcoi-Gandia	València city and its metropolitan area	Region of València	Region of Castelló
<b>Language used in the browser's main page (%)</b>						
Always Valencian language	4.1	8.0	5.3	1.0	4.3	2.3
Generally Valencian language	16.9	6.3	19.0	14.1	21.6	19.3
More Valencian than Spanish language	6.8	6.0	7.1	6.4	9.8	3.1
Either	3.0	3.7	4.2	0.7	2.8	3.6
More Spanish than Valencian language	12.0	19.2	11.9	16.6	6.6	9.3
Generally Spanish language	5.4	10.2	5.9	2.8	3.3	6.4
Always Spanish language	13.2	14.5	11.9	17.6	7.8	16.8
Another language	35.6	29.6	33.7	32.4	41.7	37.4
Dk/Na/Ref	1.1	2.4	1.1	-	1.2	0.7
Do not use	2.0	-	-	8.3	0.9	1.1

## USE OF THE VALENCIAN LANGUAGE IN VALENCIAN-SPEAKING REGIONS

	Valencian Speaking Area	Region of Alacant	Region of Alcoi-Gandia	València city and its metropolitan area	Region of València	Region of Castelló
<b>Language used in the electronic mail (%)</b>						
Always Valencian language	4.8	7.7	5.2	2.1	5.7	3.3
Generally Valencian language	17.7	8.7	17.6	15.6	23.3	19.8
More Valencian than Spanish language	9.3	6.7	13.9	5.8	12.7	4.6
Either	4.8	2.7	7.8	0.9	5.8	5.2
More Spanish than Valencian language	23.5	29.8	30.5	25.6	13.4	21.9
Generally Spanish language	7.4	18.0	5.0	6.3	4.7	6.5
Always Spanish language	10.4	8.8	8.9	15.9	7.5	12.1
Another language	19.9	15.9	10.9	19.6	26.1	25.8
Dk/Na/Ref	0.3	1.6	-	-	0.2	0.3
Do not use	1.8	-	-	8.3	0.6	0.5

	Valencian Speaking Area	Region of Alacant	Region of Alcoi-Gandia	València city and its metropolitan area	Region of València	Region of Castelló
<b>Language used in social networks: forums. blogs. chats.... (%)</b>						
Always Valencian language	1.1	-	0.3	0.9	2.4	1.4
Generally Valencian language	26.3	9.0	29.1	15.8	34.3	37.2
More Valencian than Spanish language	16.1	9.0	16.8	17.8	20.9	12.3
Either	8.6	8.2	13.6	5.8	7.5	7.3
More Spanish than Valencian language	33.9	46.6	35.5	41.1	20.4	33.2
Generally Spanish language	7.1	19.1	3.6	6.7	6.2	3.1
Always Spanish language	3.2	6.3	1.2	5.5	2.6	1.4
Another language	3.2	0.9	-	5.4	5.3	3.6
Dk/Na/Ref	0.1	0.8	-	-	-	-
Do not use	0.4	-	-	1.0	0.5	0.5

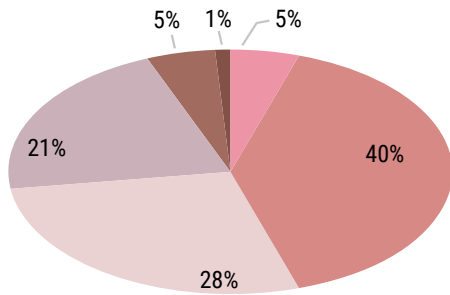


## FUTURE PERSPECTIVES

<b>_ Assessment of the Valencian language. Total Valencian Community</b> .....	26
_ Valencian language is used currently... ..	26
_ Socially the Valencian language is used more the same or less than some years ago... ..	26
_ Valencian language should be used... ..	26
_ Thinks that Valencian language will be used in the future... ..	26
<b>_ Assessment of the Valencian language usage in areas of linguistic predominance</b> .....	27
_ Valencian language is used currently... ..	27
_ Socially the Valencian language is used more the same or less than some years ago... ..	27
_ Valencian language should be used... ..	28
_ Thinks that Valencian language will be used in the future... ..	28
<b>_ Assessment of the Valencian language usage in Valencian-speaking regions</b> .....	29

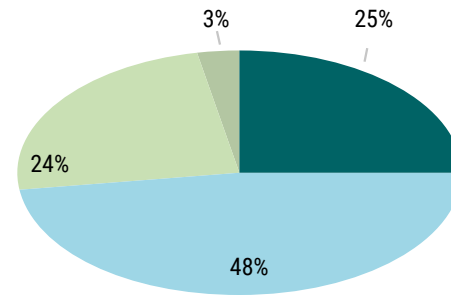
## ASSESSMENT OF THE VALENCIAN LANGUAGE. TOTAL VALENCIAN COMMUNITY

VALENCIAN LANGUAGE IS USED CURRENTLY...



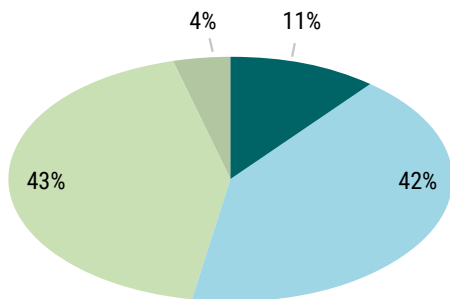
Nothing A little Usually Quite A lot Dk/Na/Ref

SOCIALLY THE VALENCIAN LANGUAGE IS USED MORE, THE SAME OR LESS THAN SOME YEARS AGO...



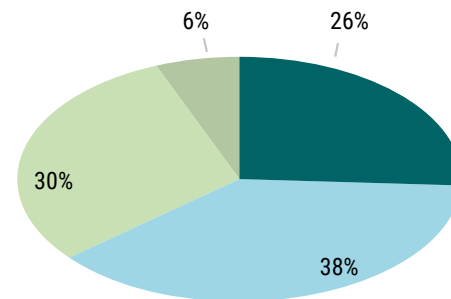
Less The same More Dk/Na/Ref

VALENCIAN LANGUAGE SHOULD BE USED...



Less The same More Dk/Na/Ref

THINKS THAT VALENCIAN LANGUAGE WILL BE USED IN THE FUTURE...



Less The same More Dk/Na/Ref

KNOWLEDGE  
USE

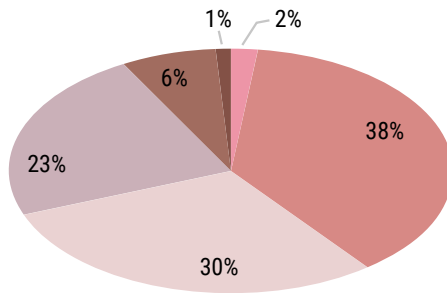
FUTURE PERSPECTIVES

index

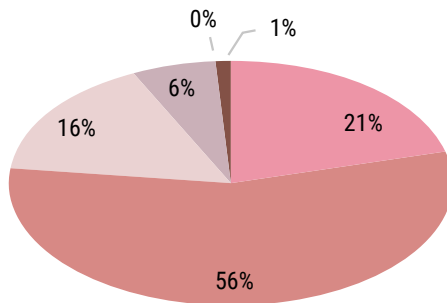
# ASSESSMENT OF THE VALENCIAN LANGUAGE USAGE IN AREAS OF LINGUISTIC PREDOMINANCE

VALENCIAN LANGUAGE IS USED CURRENTLY...

**Valencian-speaking area**



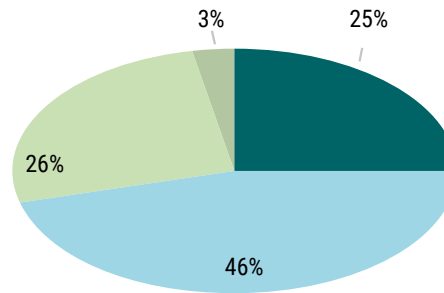
**Spanish-speaking area**



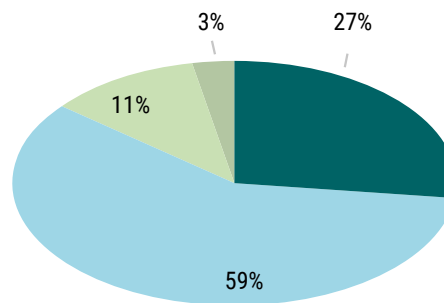
Nothing A little Usually Quite A lot Dk/Na/Ref

SOCIALLY THE VALENCIAN LANGUAGE IS USED MORE, THE SAME OR LESS THAN SOME YEARS AGO...

**Valencian-speaking area**



**Spanish-speaking area**



Less The same More Dk/Na/Ref

KNOWLEDGE  
USE

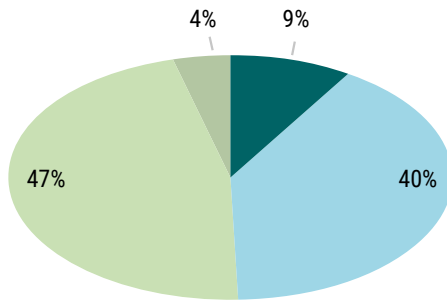
FUTURE PERSPECTIVES

index

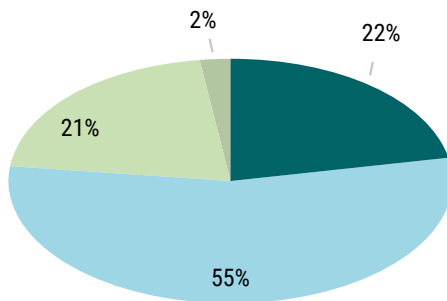
## ASSESSMENT OF THE VALENCIAN LANGUAGE USAGE IN AREAS OF LINGUISTIC PREDOMINANCE

VALENCIAN LANGUAGE SHOULD BE USED...

### Valencian-speaking area



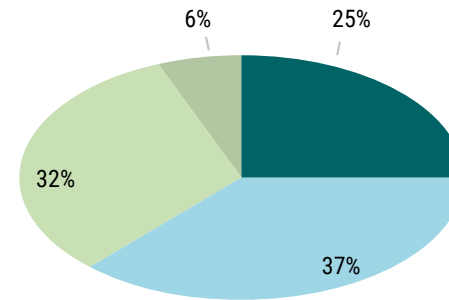
### Spanish-speaking area



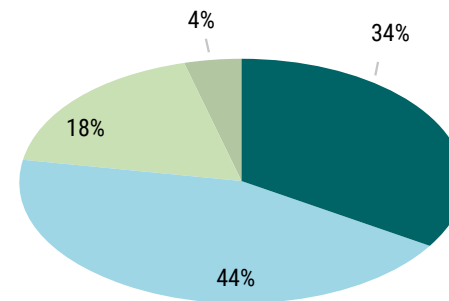
Less The same More Dk/Na/Ref

THINKS THAT VALENCIAN LANGUAGE  
WILL BE USED IN THE FUTURE...

### Valencian-speaking area



### Spanish-speaking area



Less The same More Dk/Na/Ref

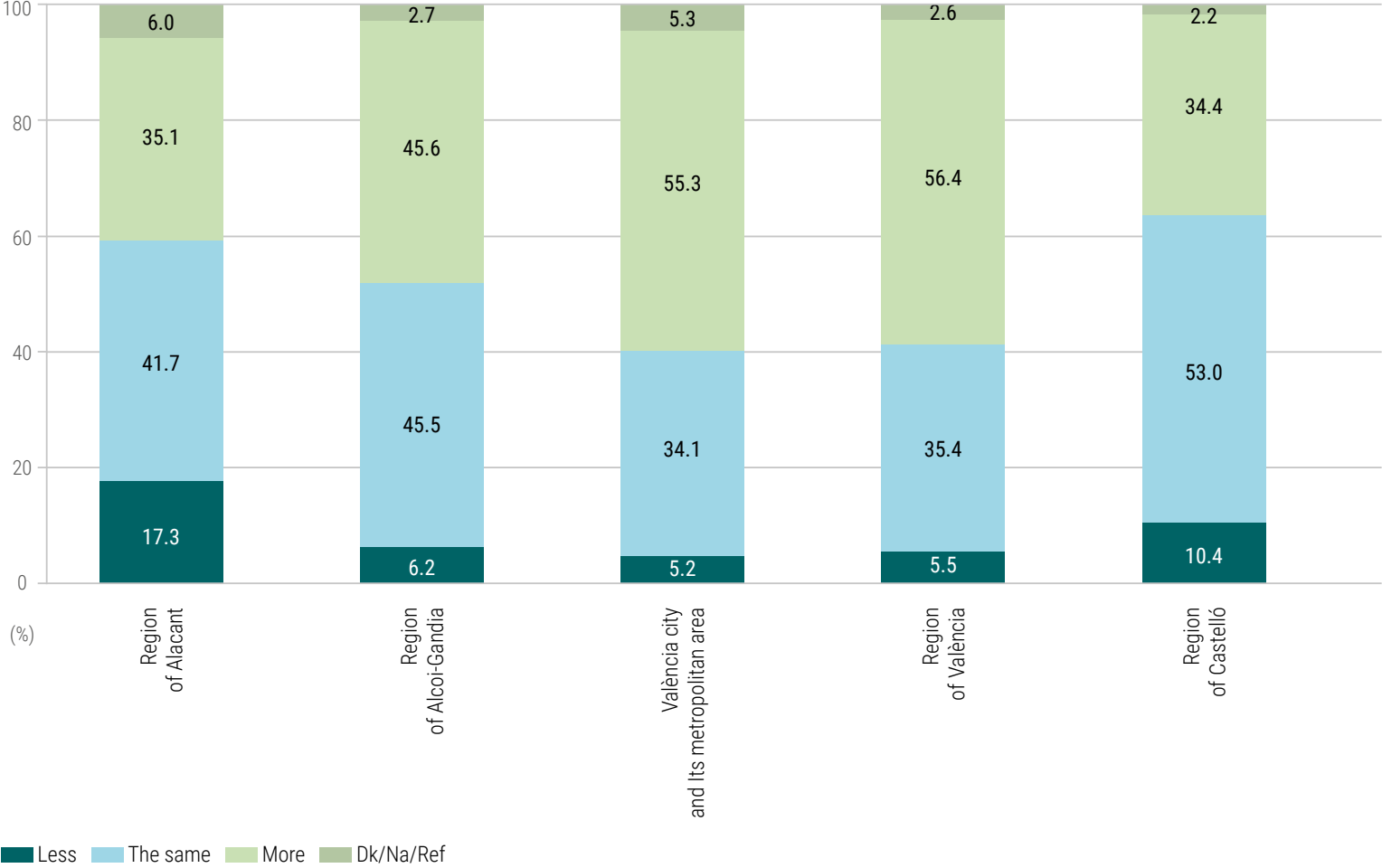
KNOWLEDGE  
USE

FUTURE PERSPECTIVES

index

# ASSESSMENT OF THE VALENCIAN LANGUAGE USAGE IN VALENCIAN-SPEAKING REGIONS

VALENCIAN LANGUAGE SHOULD BE USED...



FUTURE PERSPECTIVES

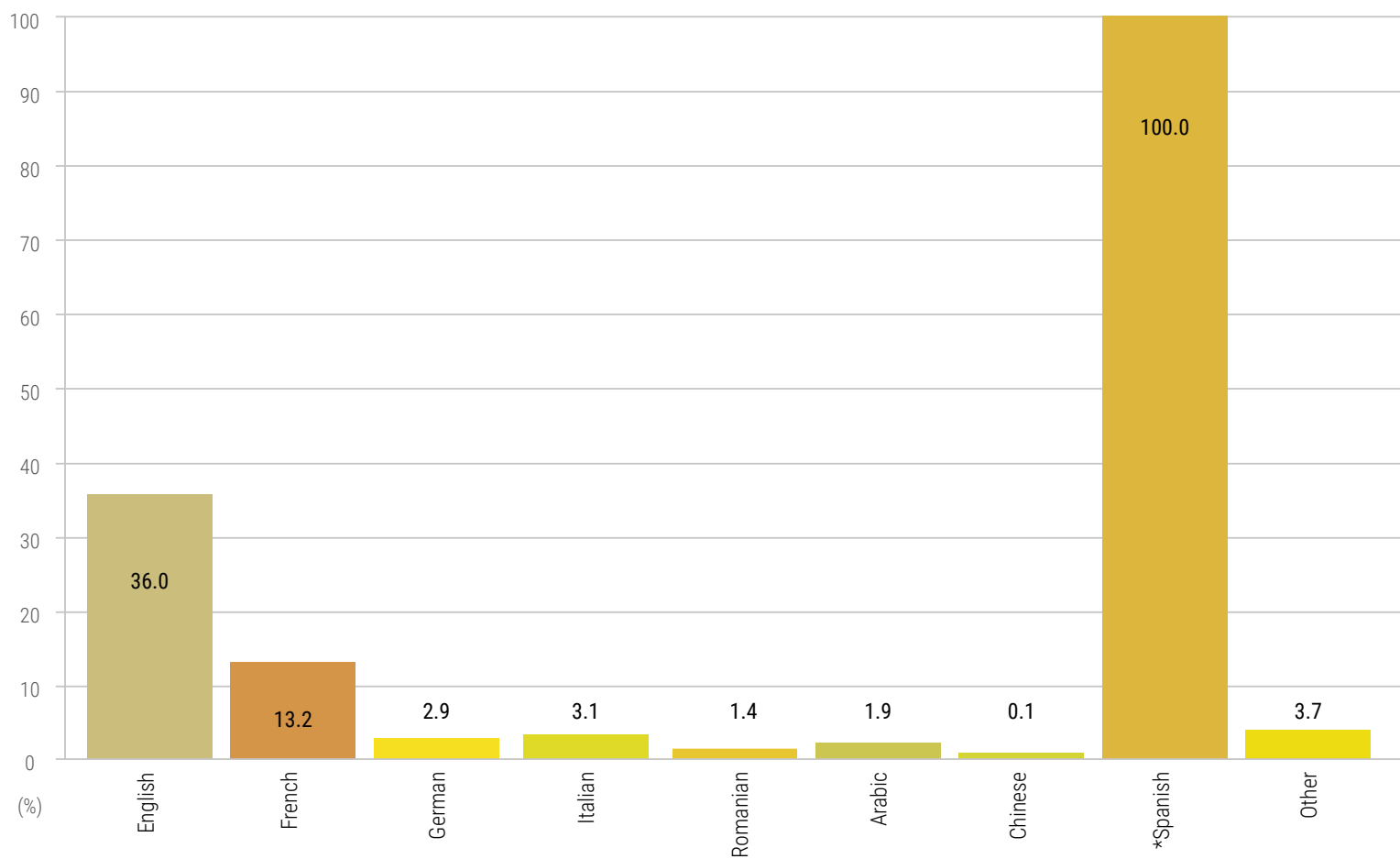
index



---

_ What other languages does he/she know .....	31
_ Knowledge of other languages .....	32

## WHAT OTHER LANGUAGES DOES HE/SHE KNOW



\* (Only for those born in countries where Spanish is not spoken)

## KNOWLEDGE OF OTHER LANGUAGES

	Nothing	A little	Quite good	Perfectly	Dk/Na/Ref
<b>English (%)</b>					
Understand	0.7	51.2	37.8	10.4	-
Can speak	3.6	55.7	31.3	9.5	-
Can read	4.1	49.5	35.5	10.9	-
Can write	7.0	50.5	32.2	10.3	-
<b>French (%)</b>					
Understand	0.3	51.6	31.7	16.4	-
Can speak	4.8	55.1	25.5	14.6	-
Can read	7.4	48.8	28.3	15.5	-
Can write	14.5	48.2	23.7	13.7	-
<b>German (%)</b>					
Understand	-	50.9	31.3	17.0	0.9
Can speak	1.0	54.4	27.5	16.2	0.9
Can read	11.2	46.2	25.5	16.2	0.9
Can write	17.3	42.9	22.4	16.5	0.9
<b>Italian (%)</b>					
Understand	-	42.6	32.7	22.3	2.3
Can speak	2.4	43.3	32.9	19.1	2.3
Can read	7.7	40.8	29.8	19.4	2.3
Can write	12.5	43.6	24.3	17.3	2.3
<b>Romanian (%)</b>					
Understand	-	4.4	3.7	89.8	2.2
Can speak	0.5	3.9	5.1	88.3	2.2
Can read	3.7	4.0	2.5	87.6	2.2
Can write	5.7	2.1	2.5	87.6	2.2

>

index



## KNOWLEDGE OF OTHER LANGUAGES

	Nothing	A little	Quite good	Perfectly	Dk/Na/Ref
<b>Arabic (%)</b>					
Understand	0.6	7.7	9.2	80.9	1.6
Can speak	0.6	10.7	6.0	81.1	1.6
Can read	5.7	7.3	7.2	78.2	1.6
Can write	6.9	8.2	6.7	76.5	1.6
<b>Chinese (%)</b>					
Understand	-	68.9	7.8	23.3	-
Can speak	-	68.9	7.8	23.3	-
Can read	27.8	48.9	-	23.3	-
Can write	35.6	41.1	-	23.3	-
<b>Spanish (%)</b>					
Understand	-	8.6	49.0	34.3	8.1
Can speak	0.2	15.9	43.3	32.5	8.1
Can read	6.7	18.5	37.6	29.1	8.1
Can write	7.7	20.8	34.9	28.4	8.1
<b>Other (%)</b>					
Understand	0.5	14.6	13.0	57.6	14.3
Can speak	0.9	16.0	12.3	56.6	14.3
Can read	4.1	12.3	12.9	56.1	14.6
Can write	4.9	13.7	12.6	54.2	14.6

index